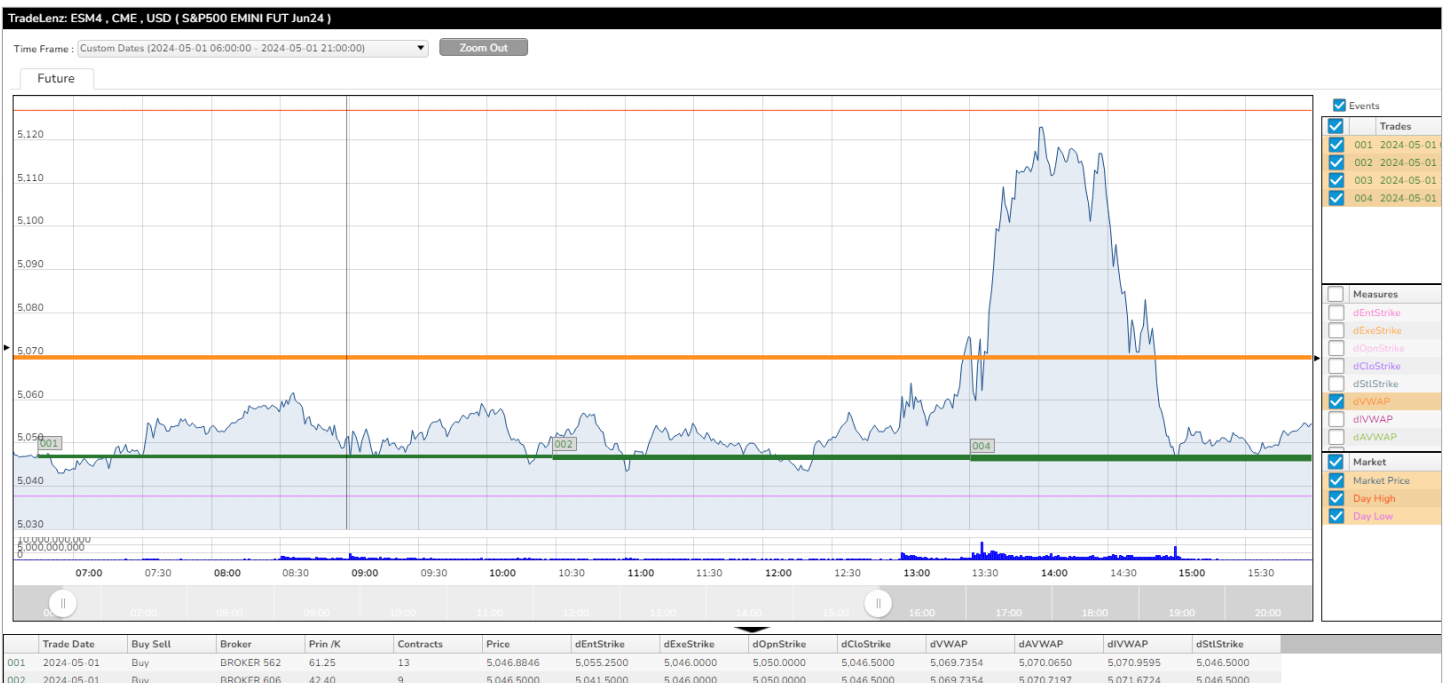


TT[®] FUTURES TCA: THE WORLD'S MOST COMPREHENSIVE TOOL FOR FUTURES TRANSACTION COST ANALYSIS

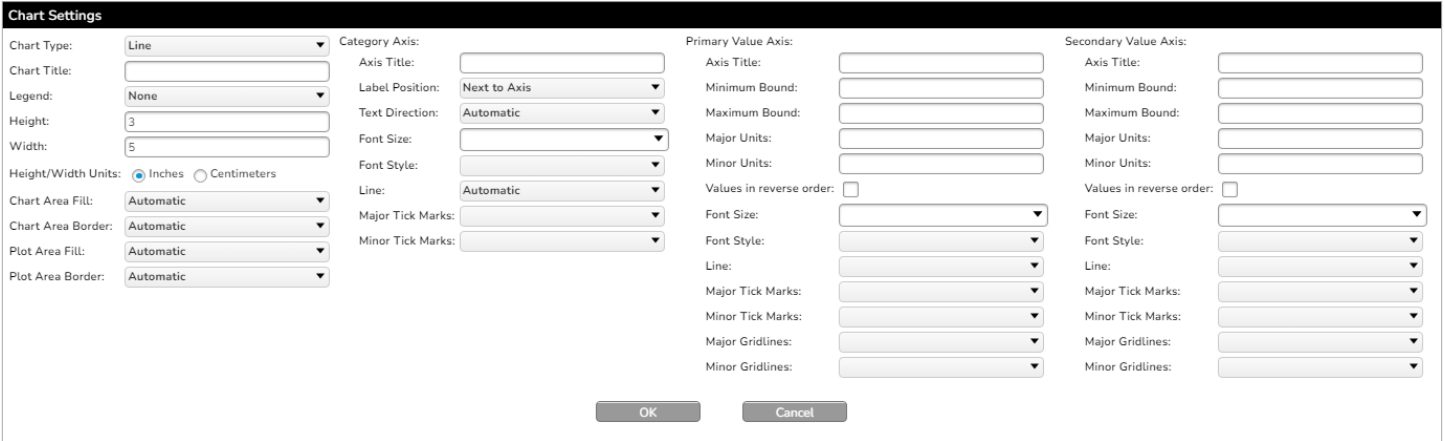
Leverage the industry's largest universe of global futures trade data to measure the efficacy of trading counterparties and improve your trading results.



Use TT Futures TCA charts to view key metrics at a glance.

Now you can preserve more alpha and analyze the full trade life cycle like never before with TT Futures TCA. TT Futures TCA breaks new ground by combining the largest collection of anonymized, microsecond-level futures trade data with a vast array of metrics and measures. With this powerful tool sitting alongside the TT execution and order management system, you can easily compare your trading results against your peers and optimize your strategies while adhering to prescriptive and principle-based regulations.

From optimal strategy selection and monitoring to post-trade historical analysis, our industry-leading TCA tools can help you decide how aggressively to participate in the market at any given point while offering actionable insight into your trading costs. By utilizing various measures built into our easy-to-use interface, you can review algo participation during market variances, compare trading across different markets and venues, quantify execution quality and measure performance.



Fully customize the entire chart to fit your specific requirements.

KEY FEATURES AND BENEFITS

TT Futures TCA uniquely delivers tools to help you compete in today's incredibly fast-paced, ever-changing electronic trading environment, offering significant benefits that outpace any other solution:

DRAG-AND-DROP FUNCTIONALITY

Easily customize your data segments and views

HIGH PERFORMANCE

Quickly access the data you wish to review

CUSTOM REPORT-BUILDING CAPABILITIES SUPPLEMENTED WITH A LARGE REPORT LIBRARY

Automatically generate a multitude of reports for internal and external consumption

COMPOSITE BENCHMARKS FOR ANY SUBSET OF TRADES

Thoroughly compare your absolute costs to those of your peers

TRADER, PORTFOLIO MANAGER AND BROKER VIEWS WITH APPROPRIATE BLOCKING METHODOLOGY

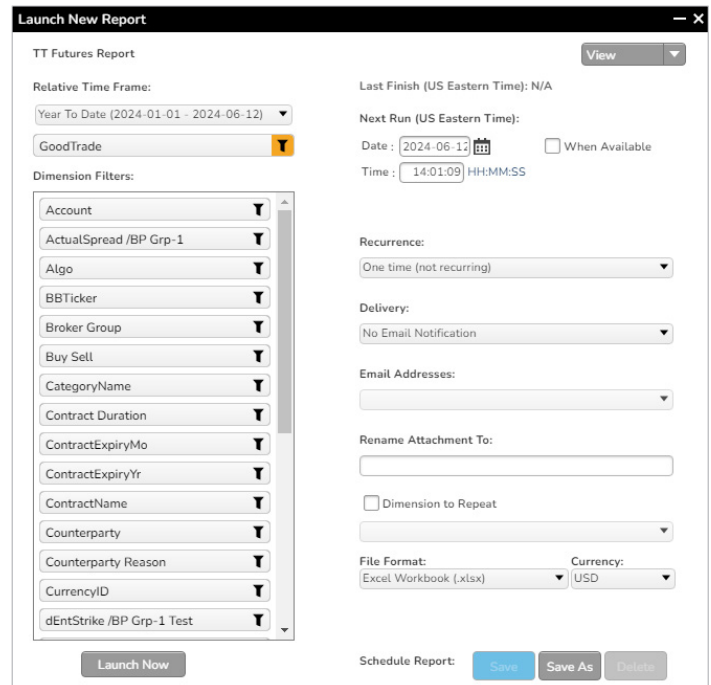
Customize the metrics and workflow to your specific use case

DOUBLE FACTOR AUTHENTICATION AND IP ADDRESS ACCESS

Your data is anonymized safe and secure

OUTLIER REPORTS

Quickly identify your high-cost trades



Schedule custom reports with essential trade metrics.

ROBUST FUNCTIONALITY FOR ANY SCENARIO

TT Futures TCA incorporates all of the tools you need to analyze and optimize your results:

- ◆ Quantify the implementation costs of futures hedging strategies
- ◆ Utilize broker performance metrics and execution-quality exception checks
- ◆ Assess the efficacy and costs of your algorithm strategies
- ◆ Minimize reversion and implementation shortfall
- ◆ Compare your absolute trading costs against relative peer universe costs
- ◆ Track market liquidity to assess trade impact
- ◆ Identify alpha opportunities in your timing workflow

View all order information with the ability to drill down to a single order.

MULTI-ASSET COVERAGE

TT TCA captures the largest global peer benchmark universe, with trillions of \$USD in futures, equities, fixed income and foreign exchange (FX) trade data. Benchmark data is included at no additional cost, and all asset classes are displayed in a centralized user interface.

CONTACT TT

For more information and a personalized demo, contact sales@tradingtechnologies.com.

